









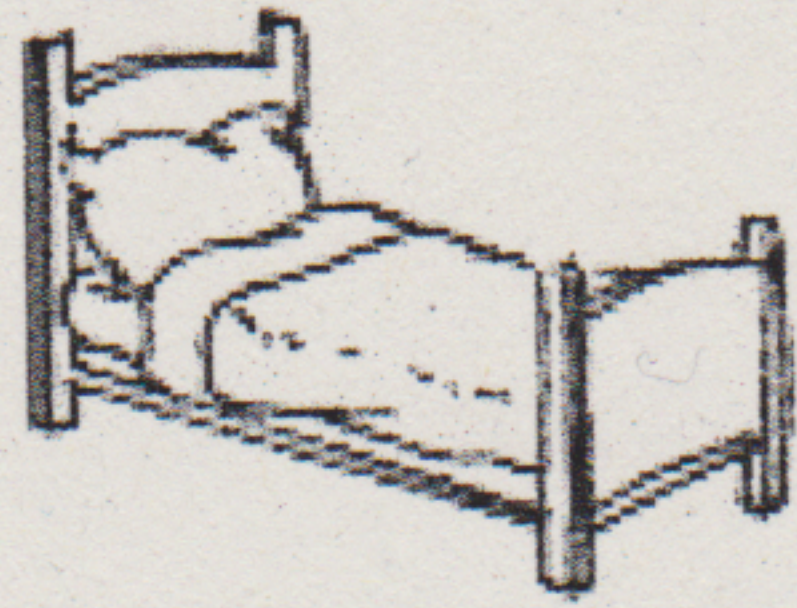


Ad – Soyad:

<http://www.kokulu.blogspot.com>
Kokulu.com.tr

Örneğe uygun olarak resimlerde gördüklerinizin adlarını yazın. Sesli ve sessiz harflerine ayırın.

	Görselin Adı	Sesli ve Sessiz Harfler
	fil	Sesli Harfler: i Sessiz Harfler: f - l
	Sesli Harfler: Sessiz Harfler:
	Sesli Harfler: Sessiz Harfler:
	Sesli Harfler: Sessiz Harfler:
	Sesli Harfler: Sessiz Harfler:
	Sesli Harfler: Sessiz Harfler:
	Sesli Harfler: Sessiz Harfler:
	Sesli Harfler: Sessiz Harfler:
	Sesli Harfler: Sessiz Harfler:
	Sesli Harfler: Sessiz Harfler:
	Sesli Harfler: Sessiz Harfler: